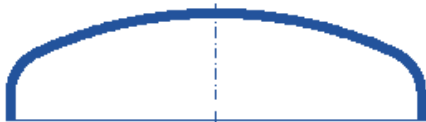




Lager - Programm 2012



Klöpperböden nach DIN 28011

Material:

1.4541 / 321

1.4571 / 316 Ti

P 265 GH *)

S235JR+N



Gewölbte Rohrböden ohne Bord

Material:

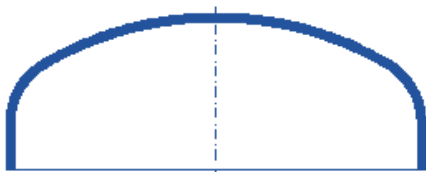
S235JR+N



Flache Böden

Material:

S235JR+N

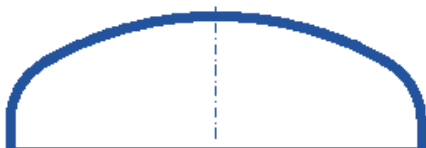


Kappen nach ANSI B 16.9

Kappen nach DIN 2617/EN 10253-2

Material:

P 265 GH *)



Korbbogenböden nach DIN 28013

Material:

P 265 GH *)

*) in der Regel Doppelattestierung SA516 Gr.60 möglich

B A Z GmbH
Leimbachstr. 225
D-57074 Siegen

Telefon: (++49) (0)271-33850

Telefax: (++49) (0)271-338550

E-Mail: info@baz-heads.de

Internet: www.baz-heads.de

Klöpferböden nach DIN 28011

Material

Ae D _{rm}	Dicke	1.4541 / 321	1.4571/316 Ti	P 265 GH	S235JR+N
21,3	2,0		Lagerware		
21,3	3,0		Lagerware	Lagerware	Lagerware
26,9	2,0	Lagerware	Lagerware		
26,9	3,0	Lagerware	Lagerware	Lagerware	Lagerware
31,8	3,0			Lagerware	Lagerware
33,7	2,0		Lagerware		
33,7	3,0	Lagerware	Lagerware	Lagerware	Lagerware
33,7	4,0			Lagerware	
38,0	3,0			Lagerware	Lagerware
42,4	2,0		Lagerware		
42,4	3,0	Lagerware	Lagerware	Lagerware	Lagerware
42,4	4,0			Lagerware	
44,5	3,0			Lagerware	Lagerware
48,3	2,0		Lagerware		
48,3	3,0	Lagerware	Lagerware	Lagerware	Lagerware
48,3	4,0			Lagerware	
51,0	3,0			Lagerware	Lagerware
57,0	3,0			Lagerware	Lagerware
60,3	2,0		Lagerware		
60,3	3,0	Lagerware	Lagerware	Lagerware	Lagerware
60,3	4,0		Lagerware	Lagerware	
60,3	5,0			Lagerware	
63,5	3,0			Lagerware	Lagerware
70,0	3,0			Lagerware	Lagerware
76,1	3,0	Lagerware	Lagerware	Lagerware	Lagerware
76,1	4,0		Lagerware	Lagerware	
76,1	5,0			Lagerware	
76,1	6,0			Lagerware	
82,5	3,0			Lagerware	Lagerware
88,9	3,0	Lagerware	Lagerware	Lagerware	Lagerware
88,9	4,0		Lagerware	Lagerware	
88,9	5,0			Lagerware	
88,9	6,0			Lagerware	
101,6	4,0			Lagerware	Lagerware
108,0	3,0	Lagerware	Lagerware		
108,0	4,0		Lagerware	Lagerware	Lagerware
114,3	3,0	Lagerware	Lagerware		
114,3	4,0	Lagerware	Lagerware	Lagerware	Lagerware
114,3	5,0		Lagerware	Lagerware	
114,3	6,0		Lagerware	Lagerware	
121,0	4,0			Lagerware	Lagerware
127,0	4,0			Lagerware	Lagerware
133,0	3,0		Lagerware		
133,0	4,0		Lagerware	Lagerware	Lagerware
133,0	5,0			Lagerware	
139,7	3,0	Lagerware	Lagerware		
139,7	4,0	Lagerware	Lagerware	Lagerware	Lagerware
139,7	5,0		Lagerware	Lagerware	
139,7	6,0			Lagerware	
139,7	8,0			Lagerware	
152,4	5,0			Lagerware	
159,0	3,0	Lagerware	Lagerware		
159,0	4,0		Lagerware	Lagerware	
159,0	5,0		Lagerware	Lagerware	Lagerware

Ae Drm	Dicke	1.4541 / 321	1.4571/316 Ti	P 265 GH	S235JR+N
168,3	3,0	Lagerware	Lagerware		
168,3	4,0	Lagerware	Lagerware	Lagerware	
168,3	5,0	Lagerware	Lagerware	Lagerware	Lagerware
168,3	6,0		Lagerware	Lagerware	
168,3	8,0		Lagerware	Lagerware	
177,8	3,0		Lagerware		
177,8	5,0			Lagerware	Lagerware
193,7	3,0	Lagerware	Lagerware		
193,7	4,0		Lagerware		
193,7	5,0			Lagerware	Lagerware
193,7	6,0			Lagerware	
219,1	3,0	Lagerware	Lagerware	Lagerware	
219,1	4,0	Lagerware	Lagerware	Lagerware	
219,1	5,0	Lagerware	Lagerware	Lagerware	
219,1	6,0		Lagerware	Lagerware	Lagerware
219,1	8,0		Lagerware	Lagerware	
219,1	10,0			Lagerware	
219,1	12,0			Lagerware	
244,5	3,0		Lagerware		
244,5	5,0		Lagerware	Lagerware	
244,5	6,0			Lagerware	
244,5	8,0			Lagerware	
250,0	3,0	Lagerware	Lagerware	Lagerware	
250,0	4,0			Lagerware	
267,0	3,0		Lagerware		
267,0	6,0			Lagerware	
273,0	3,0	Lagerware	Lagerware		Lagerware
273,0	4,0	Lagerware	Lagerware	Lagerware	Lagerware
273,0	5,0		Lagerware	Lagerware	
273,0	6,0		Lagerware	Lagerware	Lagerware
273,0	7,0			Lagerware	
273,0	8,0		Lagerware	Lagerware	
273,0	10,0			Lagerware	
273,0	12,0			Lagerware	
300,0	3,0		Lagerware		Lagerware
300,0	4,0		Lagerware		
300,0	5,0			Lagerware	
300,0	6,0			Lagerware	
300,0	8,0			Lagerware	
323,9	3,0	Lagerware	Lagerware		
323,9	4,0	Lagerware	Lagerware		
323,9	5,0	Lagerware	Lagerware	Lagerware	
323,9	6,0		Lagerware	Lagerware	
323,9	7,0			Lagerware	Lagerware
323,9	8,0		Lagerware	Lagerware	
323,9	10,0		Lagerware	Lagerware	
323,9	12,0			Lagerware	
350,0	3,0		Lagerware	Lagerware	
350,0	4,0		Lagerware	Lagerware	
350,0	5,0		Lagerware	Lagerware	
350,0	6,0			Lagerware	
350,0	8,0			Lagerware	
355,6	3,0		Lagerware		
355,6	4,0	Lagerware	Lagerware		
355,6	5,0		Lagerware	Lagerware	
355,6	6,0			Lagerware	
355,6	7,0		Lagerware		
355,6	8,0		Lagerware	Lagerware	Lagerware
355,6	10,0			Lagerware	

Ae Drm	Dicke	1.4541 / 321	1.4571/316 Ti	P 265 GH	S235JR+N
355,6	12,0			Lagerware	
368,0	4,0		Lagerware		
368,0	6,0			Lagerware	
368,0	8,0			Lagerware	
400,0	3,0		Lagerware		
400,0	4,0		Lagerware	Lagerware	
400,0	5,0		Lagerware	Lagerware	
400,0	6,0			Lagerware	
400,0	8,0			Lagerware	
406,4	3,0		Lagerware		
406,4	4,0	Lagerware	Lagerware		
406,4	5,0		Lagerware	Lagerware	
406,4	6,0		Lagerware	Lagerware	
406,4	8,0			Lagerware	Lagerware
406,4	10,0			Lagerware	
419,0	5,0		Lagerware	Lagerware	
419,0	6,0			Lagerware	
419,0	8,0			Lagerware	
419,0	10,0			Lagerware	
450,0	3,0		Lagerware	Lagerware	
450,0	4,0		Lagerware	Lagerware	
450,0	5,0		Lagerware	Lagerware	
450,0	6,0			Lagerware	
450,0	8,0			Lagerware	
450,0	10,0			Lagerware	
457,2	3,0		Lagerware		
457,2	4,0		Lagerware		
457,2	5,0		Lagerware		
457,2	6,0			Lagerware	
457,2	8,0			Lagerware	
457,2	10,0			Lagerware	
500,0	3,0		Lagerware	Lagerware	
500,0	4,0		Lagerware	Lagerware	
500,0	5,0		Lagerware	Lagerware	
500,0	6,0		Lagerware	Lagerware	
500,0	8,0			Lagerware	
500,0	10,0			Lagerware	
508,0	3,0		Lagerware		
508,0	4,0	Lagerware	Lagerware		
508,0	5,0	Lagerware	Lagerware	Lagerware	
508,0	6,0		Lagerware	Lagerware	
508,0	8,0		Lagerware	Lagerware	
508,0	10,0			Lagerware	
508,0	12,0			Lagerware	
521,0	7,0			Lagerware	
550,0	3,0		Lagerware	Lagerware	
550,0	4,0		Lagerware	Lagerware	
550,0	5,0		Lagerware	Lagerware	
550,0	6,0			Lagerware	
550,0	8,0			Lagerware	
550,0	10,0			Lagerware	
558,8	5,0		Lagerware		
558,8	8,0			Lagerware	
600,0	3,0		Lagerware	Lagerware	
600,0	4,0		Lagerware	Lagerware	
600,0	5,0		Lagerware	Lagerware	
600,0	6,0		Lagerware	Lagerware	
600,0	7,0		Lagerware		
600,0	8,0			Lagerware	

Ae Drm	Dicke	1.4541 / 321	1.4571/316 Ti	P 265 GH
600,0	10,0			Lagerware
600,0	12,0			Lagerware
609,6	4,0	Lagerware	Lagerware	
609,6	5,0		Lagerware	
609,6	6,0			Lagerware
609,6	8,0			Lagerware
609,6	10,0			Lagerware
609,6	12,0			Lagerware
650,0	4,0		Lagerware	Lagerware
650,0	5,0		Lagerware	Lagerware
650,0	6,0			Lagerware
650,0	8,0			Lagerware
650,0	10,0			Lagerware
660,4	8,0			Lagerware
660,4	10,0			Lagerware
700,0	3,0		Lagerware	
700,0	4,0		Lagerware	Lagerware
700,0	5,0		Lagerware	Lagerware
700,0	6,0			Lagerware
700,0	8,0			Lagerware
700,0	10,0			Lagerware
700,0	12,0			Lagerware
711,2	5,0		Lagerware	
711,2	6,0			Lagerware
711,2	8,0			Lagerware
711,2	10,0			Lagerware
750,0	3,0			Lagerware
750,0	4,0		Lagerware	Lagerware
750,0	5,0		Lagerware	Lagerware
750,0	6,0			Lagerware
750,0	8,0			Lagerware
750,0	10,0			Lagerware
750,0	12,0			Lagerware
800,0	3,0		Lagerware	
800,0	4,0		Lagerware	Lagerware
800,0	5,0		Lagerware	Lagerware
800,0	6,0		Lagerware	Lagerware
800,0	8,0		Lagerware	Lagerware
800,0	10,0			Lagerware
800,0	12,0			Lagerware
812,8	8,0			Lagerware
812,8	10,0			Lagerware
812,8	12,0			Lagerware
850,0	4,0		Lagerware	Lagerware
850,0	5,0			Lagerware
850,0	6,0			Lagerware
850,0	8,0			Lagerware
850,0	10,0			Lagerware
900,0	4,0		Lagerware	Lagerware
900,0	5,0			Lagerware
900,0	6,0		Lagerware	Lagerware
900,0	8,0			Lagerware
900,0	10,0			Lagerware
900,0	12,0			Lagerware
914,4	6,0			Lagerware
914,4	8,0			Lagerware
914,4	10,0			Lagerware
950,0	4,0		Lagerware	
950,0	5,0			Lagerware

Ae Drm	Dicke	1.4541 / 321	1.4571/316 Ti	P 265 GH
950,0	6,0			Lagerware
950,0	8,0			Lagerware
950,0	10,0			Lagerware
1000,0	4,0	Lagerware	Lagerware	Lagerware
1000,0	5,0		Lagerware	Lagerware
1000,0	6,0		Lagerware	Lagerware
1000,0	7,0			Lagerware
1000,0	8,0			Lagerware
1000,0	10,0			Lagerware
1000,0	12,0			Lagerware
1016,0	10,0			Lagerware
1050,0	6,0			Lagerware
1100,0	4,0		Lagerware	
1100,0	5,0		Lagerware	Lagerware
1100,0	6,0			Lagerware
1100,0	8,0			Lagerware
1100,0	10,0			Lagerware
1100,0	12,0			Lagerware
1150,0	6,0			Lagerware
1150,0	8,0			Lagerware
1200,0	4,0		Lagerware	
1200,0	5,0		Lagerware	Lagerware
1200,0	6,0		Lagerware	Lagerware
1200,0	8,0			Lagerware
1200,0	10,0			Lagerware
1200,0	12,0			Lagerware
1220,0	10,0			Lagerware
1250,0	5,0			Lagerware
1250,0	6,0			Lagerware
1250,0	8,0			Lagerware
1250,0	10,0			Lagerware
1300,0	5,0			Lagerware
1300,0	6,0			Lagerware
1300,0	8,0			Lagerware
1300,0	10,0			Lagerware
1300,0	12,0			Lagerware
1400,0	5,0			Lagerware
1400,0	6,0			Lagerware
1400,0	8,0			Lagerware
1400,0	10,0			Lagerware
1400,0	12,0			Lagerware
1500,0	5,0			Lagerware
1500,0	6,0			Lagerware
1500,0	8,0			Lagerware
1500,0	10,0			Lagerware
1500,0	12,0			Lagerware
1600,0	5,0			Lagerware
1600,0	6,0			Lagerware
1600,0	8,0			Lagerware
1600,0	10,0			Lagerware
1600,0	12,0			Lagerware
1800,0	8,0			Lagerware
1800,0	10,0			Lagerware
1800,0	12,0			Lagerware
2000,0	8,0			Lagerware
2200,0	8,0			Lagerware
2200,0	10,0			Lagerware
2200,0	12,0			Lagerware
2400,0	8,0			Lagerware

Ae Drm	Dicke	1.4541 / 321	1.4571/316 Ti	P 265 GH
2400,0	12,0			Lagerware
2500,0	8,0			Lagerware

Gewölbte Rohrböden			Flache Böden		
Material			Material		
Ae Drm	Dicke	S235JR+N	Ae drm	Dicke	S235JR+N
21,3	3,0	Lagerware	300,0	3,0	Lagerware
26,9	3,0	Lagerware	400,0	3,0	Lagerware
38,0	3,0	Lagerware	500,0	3,0	Lagerware
42,4	3,0	Lagerware			
44,5	3,0	Lagerware			
48,3	3,0	Lagerware			
51,0	3,0	Lagerware			
57,0	3,0	Lagerware			
60,3	3,0	Lagerware			
63,5	3,0	Lagerware			
70,0	3,0	Lagerware			
76,1	3,0	Lagerware			
82,5	3,0	Lagerware			
88,9	3,0	Lagerware			
101,6	4,0	Lagerware			
108,0	4,0	Lagerware			
114,3	4,0	Lagerware			
133,0	4,0	Lagerware			
139,7	4,0	Lagerware			
159,0	4,0	Lagerware			
168,3	4,0	Lagerware			
193,7	4,0	Lagerware			
219,1	5,0	Lagerware			
267,0	5,0	Lagerware			
273,0	5,0	Lagerware			
323,9	6,0	Lagerware			

Kappen nach ANSI B 16.9					Kappen nach DIN 2617 (geprüft nach DIN 2609)		
Material: P 265 GH					Material		
Ae drm	Dicke	Inch	STD	XS	Ae drm	Dicke	P 265 GH
33,40	3,38	1	Lagerware	Lagerware	21,3	2,0	Lagerware
42,20	3,56/4,85	1 ¼	Lagerware	Lagerware	26,9	2,3	Lagerware
48,30	3,68/5,08	1 ½	Lagerware	Lagerware	33,7	2,6	Lagerware
60,30	3,91/5,54	2	Lagerware	Lagerware	42,4	2,6	Lagerware
73,00	5,16/7,01	2 ½	Lagerware	Lagerware	48,3	2,6	Lagerware
88,90	5,49/7,62	3	Lagerware	Lagerware	60,3	2,9	Lagerware
114,30	6,02/8,56	4	Lagerware	Lagerware	76,1	2,9	Lagerware
141,30	6,55/9,53	5	Lagerware	Lagerware	88,9	3,2	Lagerware
168,30	7,11/10,97	6	Lagerware	Lagerware	108,0	3,6	Lagerware
219,10	8,18/12,7	8	Lagerware	Lagerware	114,3	3,6	Lagerware
273,00	9,27/12,7	10	Lagerware	Lagerware	139,7	4,0	Lagerware
323,80	9,53/12,7	12	Lagerware	Lagerware	159,0	4,5	Lagerware
355,60	9,53/12,7	14	Lagerware	Lagerware	168,3	4,5	Lagerware
406,40	9,53/12,7	16	Lagerware	Lagerware	219,1	6,3	Lagerware
457,00	9,53/12,7	18	Lagerware	Lagerware	273,0	6,3	Lagerware
508,00	9,53/12,7	20	Lagerware	Lagerware	323,9	7,1	Lagerware
610,00	9,53/12,7	24	Lagerware	Lagerware	355,6	8,0	Lagerware
					406,4	8,8	Lagerware
					457,2	10,0	Lagerware
					508,0	11,0	Lagerware

Korbböden nach DIN 28013**Material**

Ae D _{rm}	Dicke	P 265 GH
159,0	4,0	Lagerware
168,3	4,0	Lagerware
168,3	6,0	Lagerware
168,3	10,0	Lagerware
219,1	6,0	Lagerware
219,1	7,0	Lagerware
219,1	11,0	Lagerware
273,0	6,0	Lagerware
273,0	8,0	Lagerware
273,0	11,0	Lagerware
323,9	6,0	Lagerware
323,9	8,0	Lagerware
323,9	11,0	Lagerware
355,6	7,0	Lagerware
355,6	8,0	Lagerware
355,6	11,0	Lagerware
406,4	8,0	Lagerware
406,4	11,0	Lagerware
457,2	8,0	Lagerware
457,2	9,0	Lagerware
457,2	11,0	Lagerware
500,0	10,0	Lagerware
508,0	8,0	Lagerware
508,0	10,0	Lagerware
508,0	11,0	Lagerware
600,0	8,0	Lagerware
609,6	8,0	Lagerware
609,6	11,0	Lagerware
700,0	8,0	Lagerware
800,0	10,0	Lagerware
800,0	6,0	Lagerware
900,0	8,0	Lagerware
1000,0	10,0	Lagerware
1200,0	8,0	Lagerware
1200,0	12,0	Lagerware
1400,0	8,0	Lagerware